



Get to know the jobs in the Madriu valley

ENTREMESAIGÜES-
RÀMIO Route

FIELD NOTEBOOK



Discover me

Riddle me this...

1 I am small and round. My first name is 'Hazel' and my surname is 'Nut'.

Who am I?



3 One leg and a hat... standing upright.

Who am I?



2 I come into life white, I turn green immediately, I'm red when I'm no longer growing and black when I leave the world.

Who am I?



4 A head that is yellow then white, leaves like an animal's teeth.

Who am I?



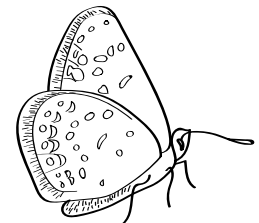
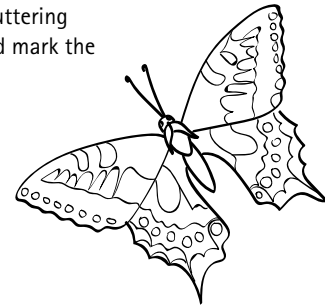


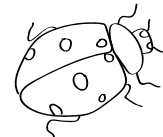
Discover me!

Corners full of life

In open areas like grassland or garlic meadows, it's easy to see insects fluttering around flowers, especially in spring and summer. Look at the pictures and mark the ones you see along the way.

Remember...

Look carefully at the insects you find through a magnifying glass or binoculars, but don't touch them as they're very fragile.



Before and after photos!



As you've made your way through the valley, you'll have seen traces of the jobs that used to be done there in the past. Look for any old photos that your family or friends may have, compare them with your photos and find the differences and similarities. You can also consult library archives.



Why not...?

Share your Madriu-Ferrita-Claror valley experience on social media and tag your photos with the hashtag #vallmadriuperaferritaclaror.

Action!



O	I	E	T	Y	U	F	Y	F	E	R	R	E	R	T	P	
S	B	N	R	T	T	H	Y	U	J	V	A	X	C	W	I	
E	I	O	E	S	R	L	G	R	E	B	G	C	O	A	M	
G	R	L	M	U	A	V	A	K	A	P	E	U	N	S	U	
M	A	D	E	P	G	U	H	J	V	M	S	R	T	M	A	
U	D	O	N	O	I	K	I	L	X	O	S	S	R	U	G	
I	R	A	T	D	N	H	D	A	F	E	O	I	A	B	R	
P	A	L	I	A	E	P	A	S	T	O	R	O	B	G	E	
D	A	Q	N	N	R	O	O	L	E	U	N	A	T	M	U	
Y	G	O	A	M	O	P	A	G	E	S	G	I	N	E	U	
X	D	A	I	L	A	R	I	O	A	I	O	S	D	O	L	
F	C	A	R	B	O	N	E	R	M	N	U	T	I	R	Y	
I	L	B	E	O	I	R	A	D	P	A	G	A	S	P	O	
F	A	P	Y	N	I	R	O	R	A	N	L	E	T	I	U	
A	D	O	R	F	A	R	G	A	I	R	E	T	A	U	X	
B	F	O	A	R	K	E	X	E	Z	I	F	O	T	I	G	U

Lots of people have walked along the **Mountain path** over the years. Use this wordsearch to find out what jobs or activities they did there (9 words).

Jobs in the valley

Discover me!



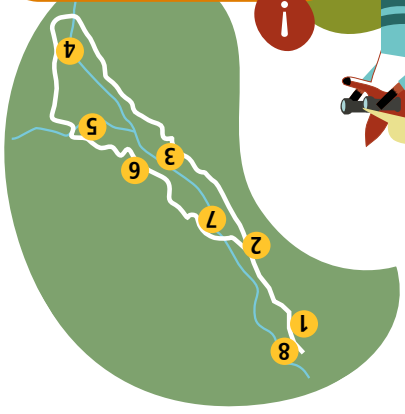
Be prepared!

Hello there, explorer!

My name is Mena and I'm a fox. I live in the Madrid valley and I'm very curious. That's why I travel up and down the valley getting to know stories from the past. **Would you like to help me?** Following the Mountain path, you'll discover the secrets hidden in the valley. **I'll see you out there!**

- 1 La Plana Road
- 2 Communal cobblestone road
- 3 Font de Boigot
- 4 Font Peixadera
- 5 Entremesaigües
- 6 Ramio
- 7 Sassanat Bridge
- 8 La Plana Road

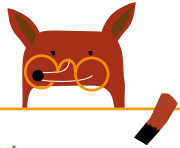
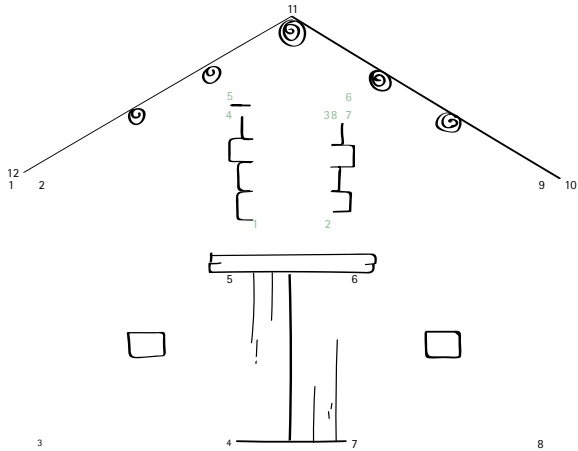
To come with me on an adventure, don't forget to wear/bring: **comfy shoes, a full water bottle, something to eat** along the way and **sun protection**. You'll also need: **a pencil and colouring crayons, a pair of binoculars** and the **building memory game** you've prepared at home.



Discover me!

Iconic constructions


Along the route, you'll have seen some constructions built by peasant and shepherd populations to protect their herds and flocks or to sleep in when they were working in the field. If you join the dots, you'll find out which ones they are. Use the building game to find out the name.



Did you know...

We call **cortals** the collections of refuges and other buildings in which families of peasants stayed from spring to autumn while they looked after their herds and flocks and worked the fields.

Discover me!



The treasures along the route

Along the route, collect some of the objects you find on the ground (leaves, pine cones, acorns, stones, twigs, seeds, etc.) and use them to make a piece of art that represents what you've seen on your outing. Take a photo and stick it here.